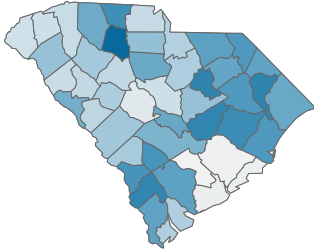


COVID-19 in South Carolina

As of 11:59 PM on 8/30/2021

Percent of COVID-19 Cases Ever Hospitalized, by County



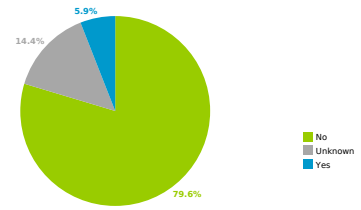
Percent of Cases Hospitalized



COVID-19 Hospitalizations

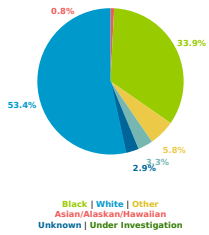
26,181

Hospitalization Status at time of Case Investigation

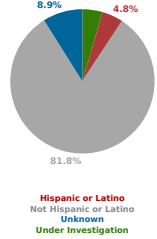


County Displayed: South Carolina | Dates Displayed: 3/18/2020 to 8/30/2021
Note: Data is suppressed for fewer than 5 cases

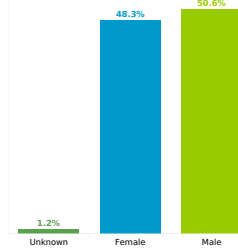
Hospitalizations by Race



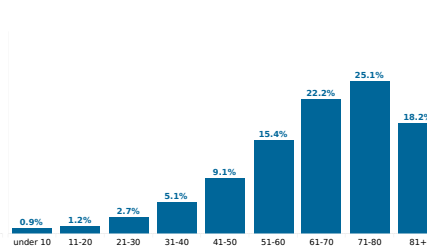
Hospitalizations by Ethnicity



Hospitalizations by Sex



Reported COVID-19 Cases, by Age Group & Age Related Information



Min. Age at Time of Report Clean for Min	0.0 years
Median Age at Time of Report Clean for Median	68.0 years
Max. Age at Time of Report Clean for Max	106.0 years
Avg. Age at Time of Report Clean for AVG	64.8 years